






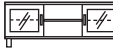

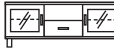
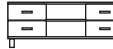
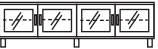
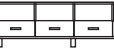

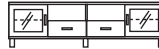




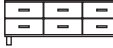

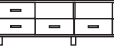







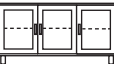
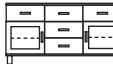
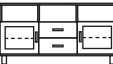
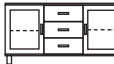
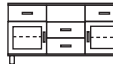
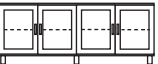








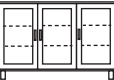


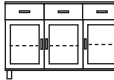






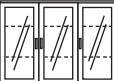







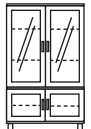


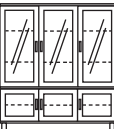



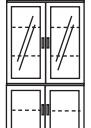

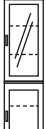

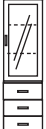
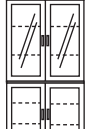


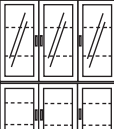
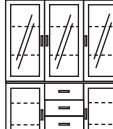
LIPASTOT JA TASOT

Korkeus 530 mm																
	B 1	B 2	B 3	B 4	B 5	B 6	T 1	T 2	T 3	T 4	T 5	T 8	T 9	T 10	T 11	
	lev. 474 mm	lev. 474 mm	lev. 474 mm	lev. 924 mm	lev. 924 mm	lev. 924 mm	lev. 1374 mm	lev. 1374 mm	lev. 1374 mm	lev. 1374 mm	lev. 1374 mm	lev. 1824 mm	lev. 1824 mm	lev. 1824 mm	lev. 1824 mm	
																
	INARI T KULMA			B 7	B 8	T 6	T 7				T 12	T 13	T 14			
	lev. 734 mm, syv.734 mm			lev. 924 mm	lev. 924 mm	lev. 1374 mm	lev. 1374 mm				lev. 1824 mm	lev. 1824 mm	lev. 1824 mm			


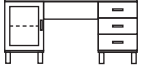
LIPASTOT JA SENKIT

Korkeus 724 mm														
	S 15	S 16	S 17	S 18	S 19	S 20	S 21	S 23	S 25	S 22	S 24	S 26	S 27	S 28
	lev. 474 mm	lev. 474 mm	lev. 474 mm	lev. 924 mm	lev. 924 mm	lev. 924 mm	lev. 1374 mm	lev. 1374 mm	lev. 1374 mm	lev. 1374 mm	lev. 1374 mm	lev. 1824 mm	lev. 1824 mm	lev. 1824 mm
Korkeus 918 mm														
	S 29	S 30	S 31	S 32	S 33	S 34	S 35	S 36	S 37	S 38				
	lev. 474 mm	lev. 474 mm	lev. 474 mm	lev. 924 mm	lev. 924 mm	lev. 924 mm	lev. 1374 mm	lev. 1374 mm	lev. 1374 mm	lev. 1374 mm				
Korkeus 1112 mm														
	S 39	S 40	S 41	S 42	S 43	S 44	S 45	S 46	S 47					
	lev. 474 mm	lev. 474 mm	lev. 474 mm	lev. 924 mm	lev. 924 mm	lev. 924 mm	lev. 1374 mm	lev. 1374 mm	lev. 1374 mm					
														
											S 48			
											lev. 1824 mm			

VITRIINIT JA KAAPIT

Korkeus 1522 mm								
	V 1	V 2	V 3	V 4	V 5	V 6	V 7	
	lev. 474 mm	lev. 474 mm	lev. 924 mm	lev. 924 mm	lev. 924 mm	lev. 1374 mm	lev. 1374 mm	
Korkeus 1716 mm								
	V 8	V 9	V 10	V 11				
	lev. 474 mm	lev. 474 mm	lev. 924 mm	lev. 924 mm				
Korkeus 1910 mm								
	V 13	V 14	V 15	V 16	V 17	V 18	V 19	V 20
	lev. 474 mm	lev. 474 mm	lev. 474 mm	lev. 924 mm	lev. 924 mm	lev. 924 mm	lev. 1374 mm	lev. 1374 mm

TYÖHUONE

	
V 11E	INARI TYÖPÖYTÄ
lev. 924 mm	lev. 1550 mm
kork. 1716 mm	kork. 744 mm
	syv. 550 mm
	(jala kork. 120 mm)

MAKUUHUONE


S 16E
lev. 474 mm
kork. 724 mm

SOHVAPÖYDAT


SOHVAPÖYTÄ 1LTK 110 X 70
SOHVAPÖYTÄ 1LTK 90 X 60
kork. 490 mm

- * Inari sarja syvyys 420 mm
- * Inari MINI syvyys 300 mm
- * Hidastimet saranoihin ja kiskoihin
- * Inari värit: koivu lv, pyökki, pähkinä, tumma pähkinä, wenge, tammi, harmaa, valkoinen, vanilja, kuultovalkoinen
- * Inari jalat **100 mm**: suora puujalka, kapeneva puujalka, metallijalka
- * Inari Classic vetimet: A,B,C,
- * Inari Romantic vetimet: nuppivedin oviin ja kahvallinen laatikoihin.